

Rabies Risk Assessment 2017

Population & Public Health

Communicable Disease Control (CDC)

Saskatchewan Health Authority- Saskatoon

April 26 2018



Saskatchewan
Health Authority

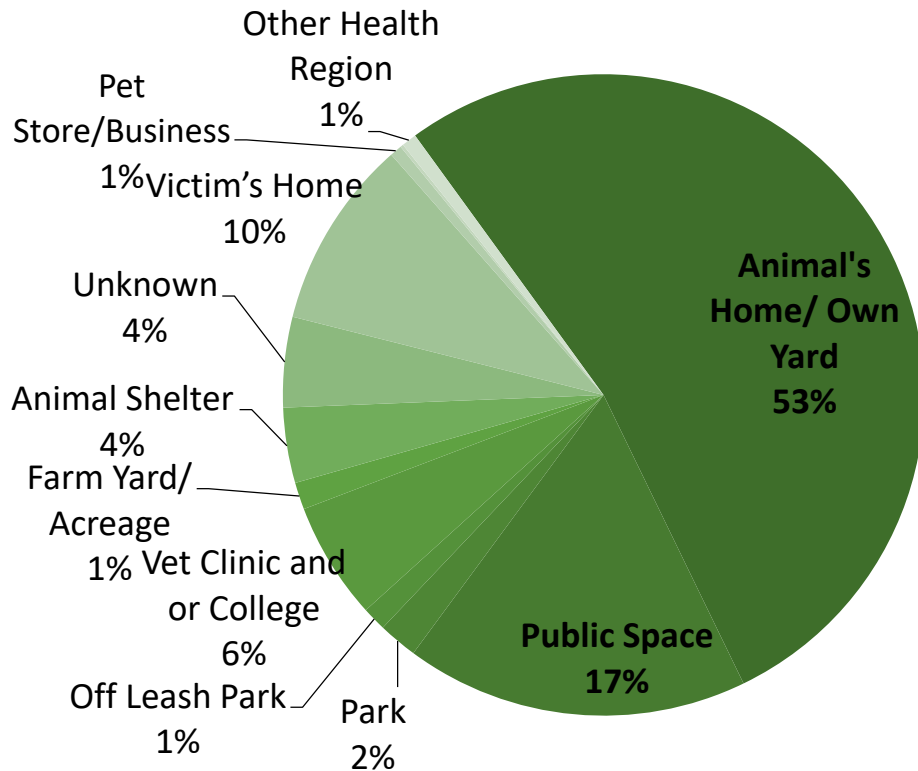
Number of Animals Rabies Positive in Saskatchewan						Saskatoon Health Region
Species	2013	2014	2015	2016	2017	2017
Skunk	5	11	12	22	13	2
Dog	0	1	2	1	1	0
Bat	6	9	9	14	3	1
Cat	2		0	2		0
Cow	0	0	0	1	1	0
Horse		1	0	1	0	0
Other				2	0	0
Total	13	22	23	43	18	3

Total Animal Exposures by Species, Former Saskatoon Health Region (SHR), Five Year Trend

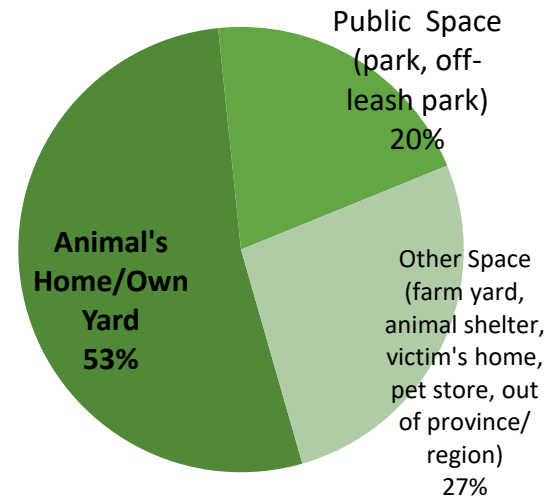
Animal Exposures	2013	2014	2015	2016*	2017
Dog	302	369	359	407	449
Cat	155	159	174	211	210
Skunk		1	5	1	1
Equine	1	0	1	1	6
Bat	21	13	33	37	23
Other species	28	41	14	27	30
Total animal exposures (all species)	507	583	586	684	719

* in 2016 “no exposure” was not checked off for any of the data.

Location of Dog & Cat Bites, 2017 (n=659)



Location simplified:

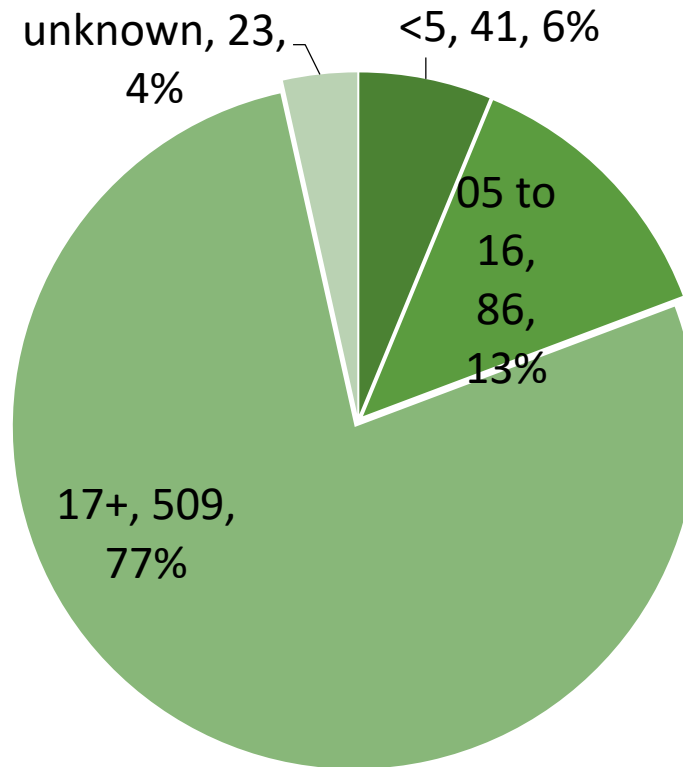


Most reports come from medical clinics; required to report all animal bites to public health

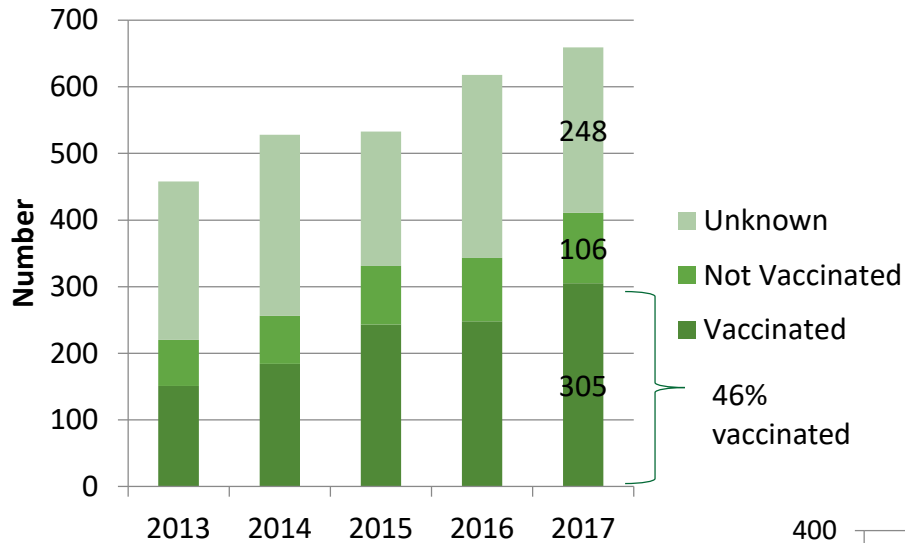
Of 659 exposures:

- 34% (224) owner was bitten
- 78% (515) animal behavior was normal

Age Group of Victims of Dog & Cat Exposures, SHR, 2017 (n=659)



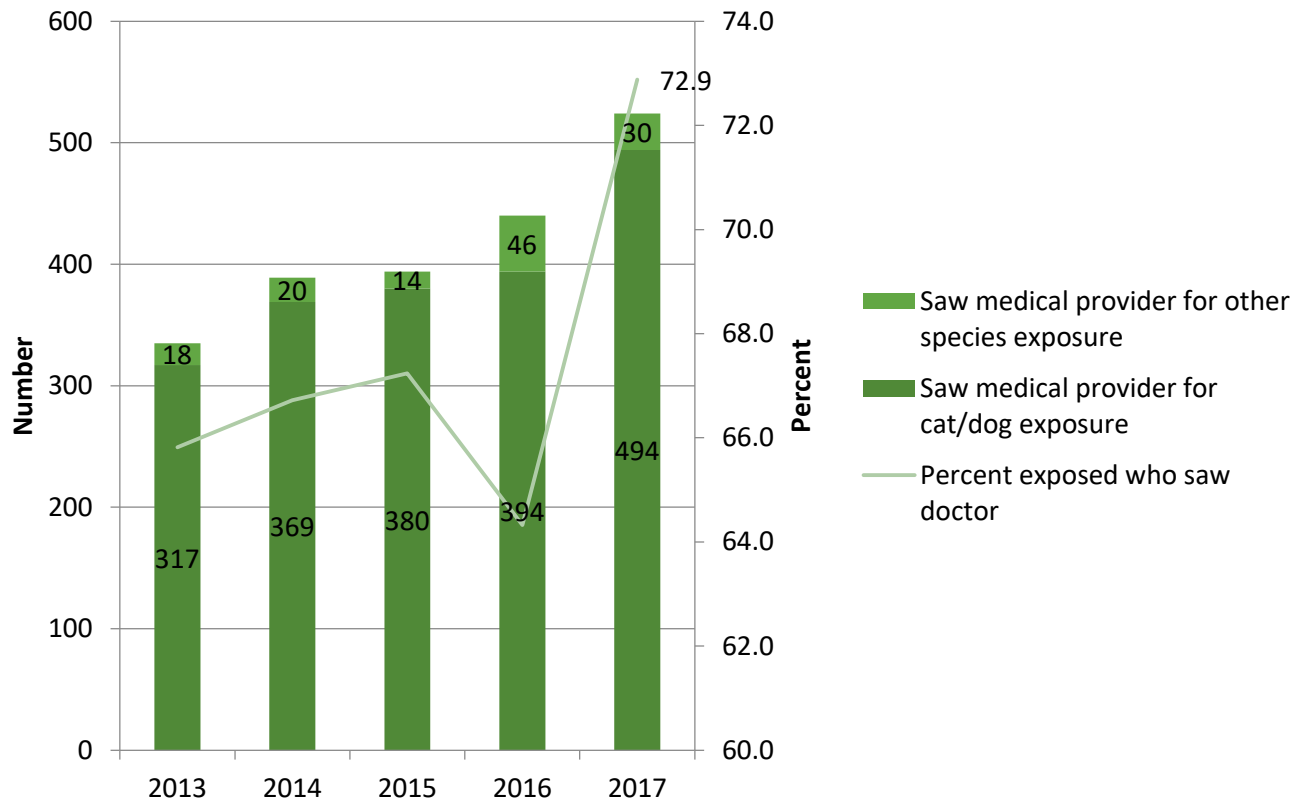
Dog & Cat Exposure by Rabies Vaccination Status, SHR, Five Year



Dog & cat exposures by vaccination status, SHR, 2017 (n= 659)



Medical Attention to Exposures, SHR, Five Year



Recommendations from PPH CDC

- Expect current rabies vaccination to be part of licensing an animal.
- Enhance the “Good Dogs Bite Too” website with:
 - Information on resources for parents to teach their children how to be safe around animals.
 - What owners & visitors can do to reduce the number of bites from occurring in owners home/property.
 - Tips for puppy owners.

Population and Public Health

For more information, visit
saskhealthauthority.ca.



Saskatchewan
Health Authority