



SASKATOON
HOUSING
INITIATIVES
PARTNERSHIP



WWW.SHIPWEB.CA

SASKATOON HOMELESSNESS REPORT CARD

2022

WWW.SASKATOONHOMELESSNESS.CA

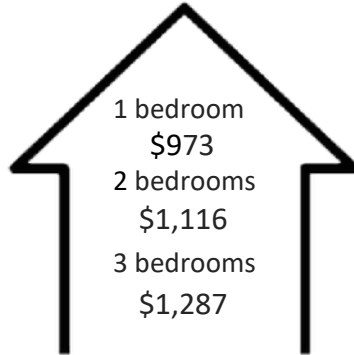
CORE HOUSING NEED

From: A Review of Affordable Housing Programs Community Report 2021 Pg.3

MINIMUM WAGE
MONTHLY INCOME



AVERAGE RENT FOR
AN APARTMENT IN
SASKATOON



45%

Of renter households spend over 30% of their income on rent & utilities



11%

Experience overcrowding, contributing to the city's high hidden homelessness population

2022 POINT-IN-TIME COUNT RESULTS

TOTAL HOMELESS:

550



414 Sheltered Homeless

136 Unsheltered Homeless

50%

WOMEN

6.3%

EMPLOYED

1.7%

NEWCOMER

90.1%

INDIGENOUS

1.7%

VETERANS

17.9%

2SLGBTQ

18.3%

HIDDEN HOMELESS

.9%

SENIORS (65+)

20%

CHILDREN + YOUTH

Count conducted April 22, 2022

FIRST EXPERIENCED HOMELESSNESS AS:

48.2%



ADULTS

50.9%



YOUTH/CHILD

LENGTH & PERSISTENCE OF HOMELESSNESS

41%



EPISODIC

59%



CHRONIC

EXPERIENCED VIOLENCE WHILE HOMELESS

MEN

70%

WOMEN

63.6%

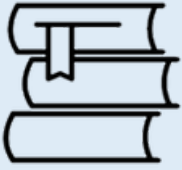
2SLGBTQ

100%*

*Based on 1 person interviewed

MOST USED

SERVICES



1. Libraries



2. Shelters



3. Emergency Rooms



4. Hospitals



Services Accessed in 2022



YWCA Crisis
Shelter & Residence
Women & Children
Turned Away

4,231

Visits to Prairie
Harm Reduction

23,876

Salvation Army
Shelters - Beds Used

33,769

Saskatoon Food Bank &
Learning Centre Emergency
Food Basket Program

223,113

Saskatoon Crisis
Intervention Service:
Mobile Crisis Service

27,004

39%
of homeless
individuals are
on a waiting
list for housing



28%
need physical
& mental health
supports



SUCCESSSES

SHIP ANNUAL REPORT 2022 - Pg. 17

Nov. 22, 2022 **200+ ATTENDEES TO THE INNOVATIVE APPROACHES TO HOUSING AND HOMELESSNESS CONFERENCE**

251 People Directly Housed During COVID-19 Our Housing Case Managers helped re-home more than 200 people, negotiating housing issues while assisting on tracking countless others.

\$4.9 MILLION INVESTED TOWARD ENDING HOMELESSNESS IN SASKATOON (Reaching Home funding)

4 Indigenous/ Metis Elders joined the SHIP's Knowledge Keepers Advisory Council to better represent the community we serve.

CHALLENGES

OF THOSE EXPERIENCING HOMELESSNESS...

77%

ACCESSED A SHELTER BED & TRANSITIONAL HOUSING

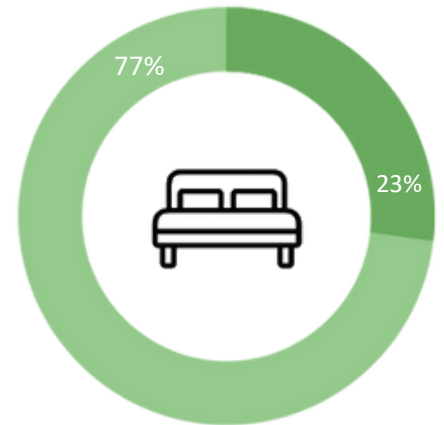
23%

DID NOT ACCESS A SHELTER BED FOR THESE REASONS:

1. Couch surfing felt like a better option
2. Couldn't access funding to do so

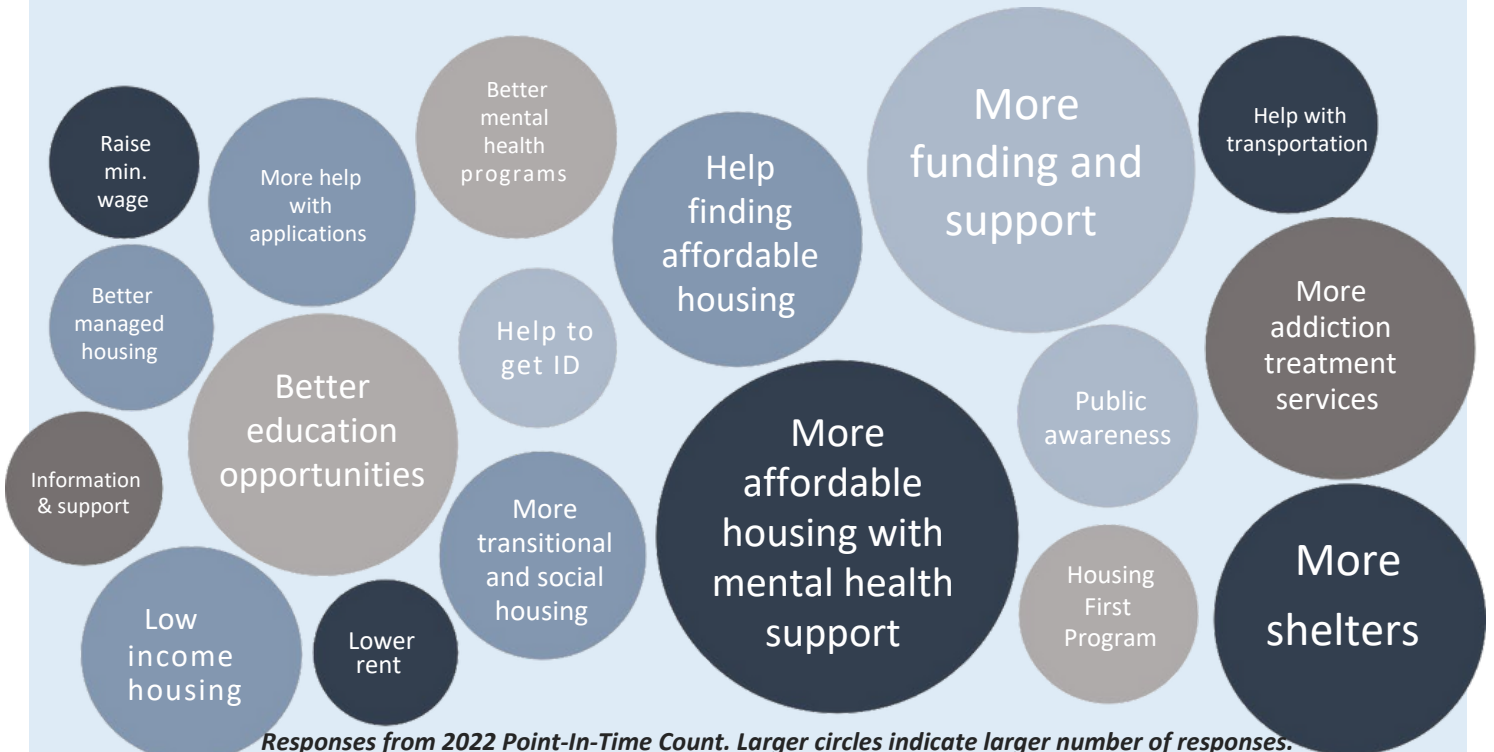
54.8%

LIVED IN FOSTER CARE OR A GROUP HOME BEFORE THE AGE OF 18



- ◆ **Income and assistance** to find affordable housing were the two top needs identified by those experiencing homelessness
- ◆ **53%** experienced residential school/intergenerational trauma
- ◆ **86%** reported dealing with a substance abuse issue

WHAT IMPORTANT ACTIONS CAN BE TAKEN TO REDUCE HOMELESSNESS?



Responses from 2022 Point-In-Time Count. Larger circles indicate larger number of responses.