



Saskatoon Fire Department Strategic Facilities Plan Resource Deployment Priorities

Deputy Chief Mike Ralston

Standing Policy Committee
Planning Development & Community Services
March 14, 2022



Resource Deployment Immediate Priorities Financial Impacts

Priority	Fire Station ID	Location/Vicinity	Capital Budget Impact *land cost not included	Capital Budget Year Required	Operating Budget Impact *leasing costs not included	Operating Budget Year Required
1	Station No. 10	District 2 North	\$8,133,000	2024	\$3,404,000	2025
2	Central Dispatch	District 1	\$900,000 to \$1,100,000	2025	N/A	2025
3	Station No. 11	District 2 South	\$7,000,000	2025	\$235,000	2027
4	Station No. 6 Renovation	District 6	\$1,500,000 to \$2,000,000	2026	N/A	2027
5	Maintenance/ Mechanical Shop	District 1	\$7,000,000	2026	\$280,000	2028
6	Station No. 1	District 1- Idylwyld Drive	\$35,000,000	2027	\$325,000	2029
7	Station No. 12	District 1(B)	\$7,000,000	2027	\$235,000	2029

Prioritizing District 2

Experiencing out of range calls for service in many districts.

Approximately 50% of calls for service are in Districts 1 and 2.

Service level deficits in the North (Engine 22) and South (Engine 21).

District 2 North - highest number of out-of-range calls for service.

Methodology of Fire District Development

Service Level Objective

Arrive at an emergency in
240 seconds 90% of the time

Fire District Modelling

GIS mapping to indicate travel
time perimeters

Utilizing 80% of posted road
speeds and analyzing against
data (historical and current)

Historical Response Data

Averaged 79% of posted road
speed.

Risk

Development outside of travel
time objective (residential,
commercial, industrial)

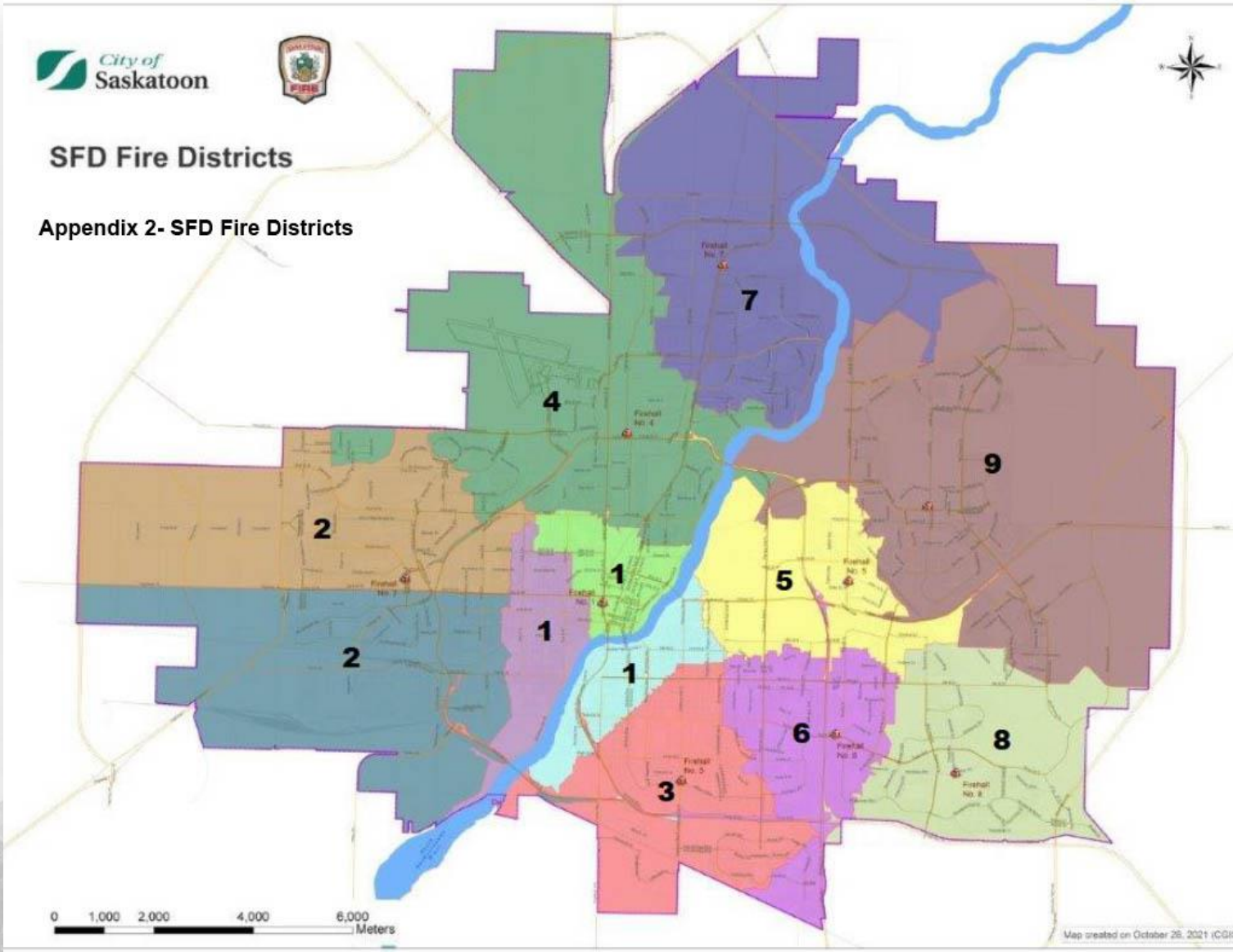
Analysis

Incident Response outside of the
240 second travel time allows
determination of where future
resources will be required
(support projected growth)



SFD Fire Districts

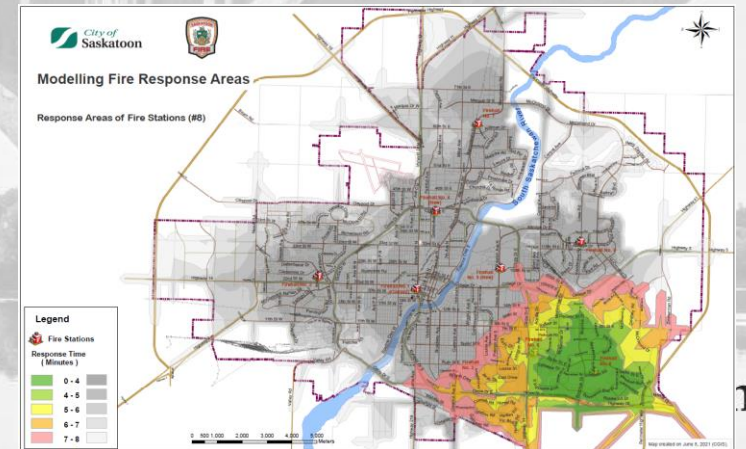
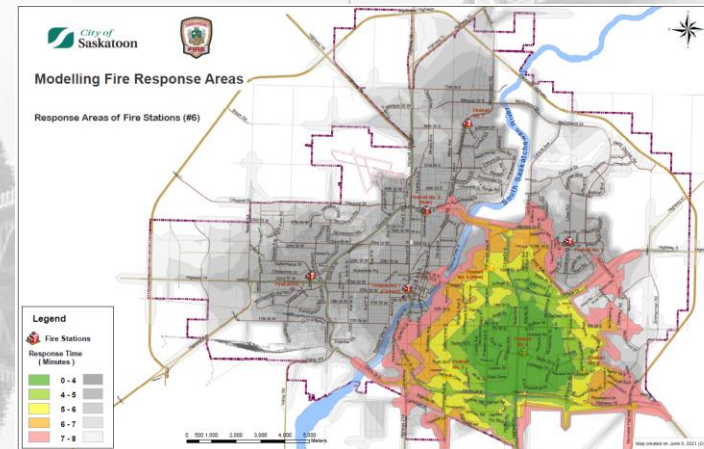
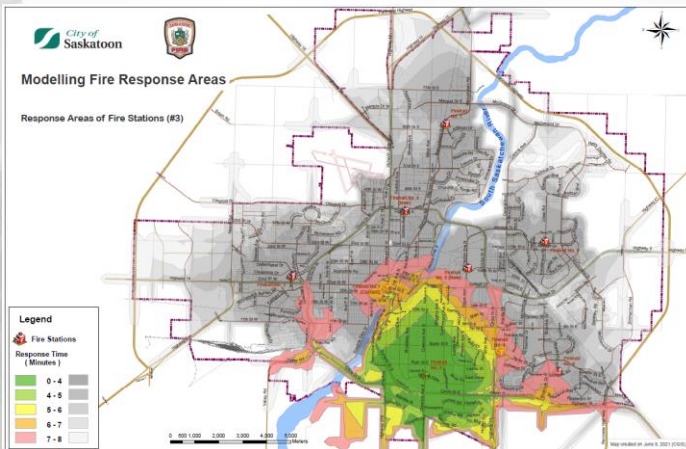
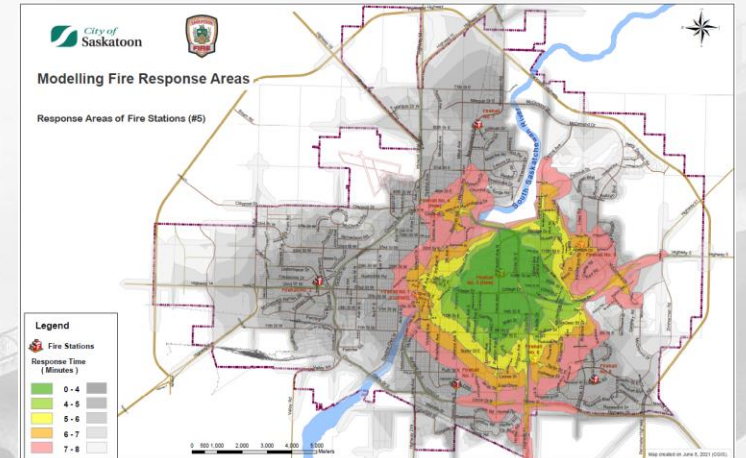
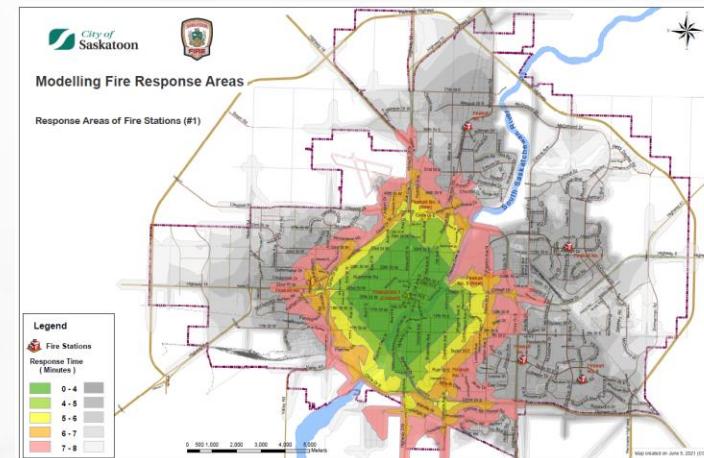
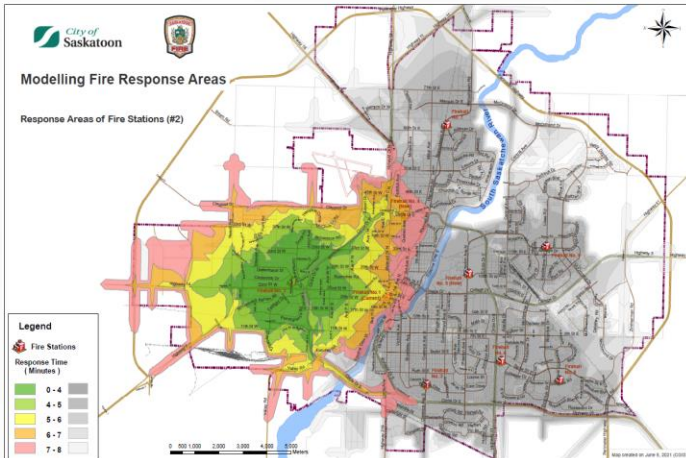
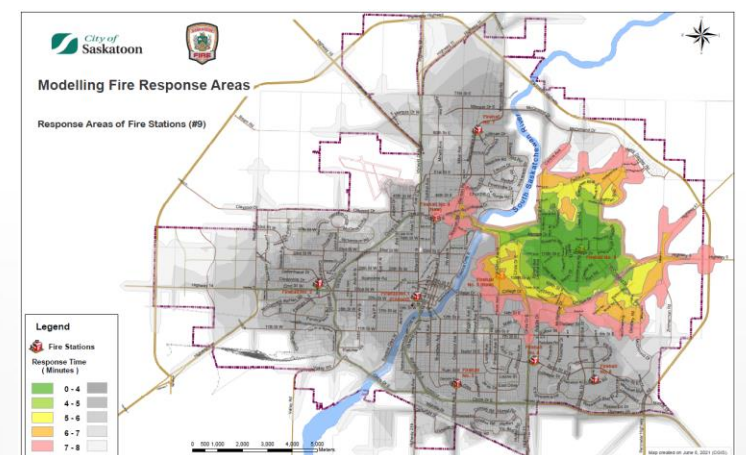
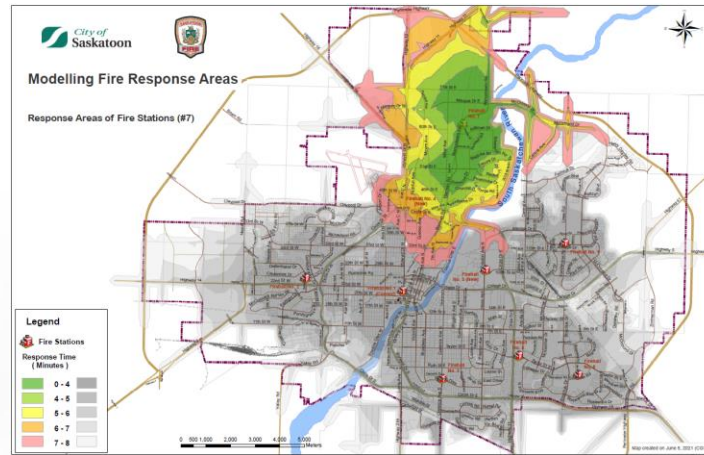
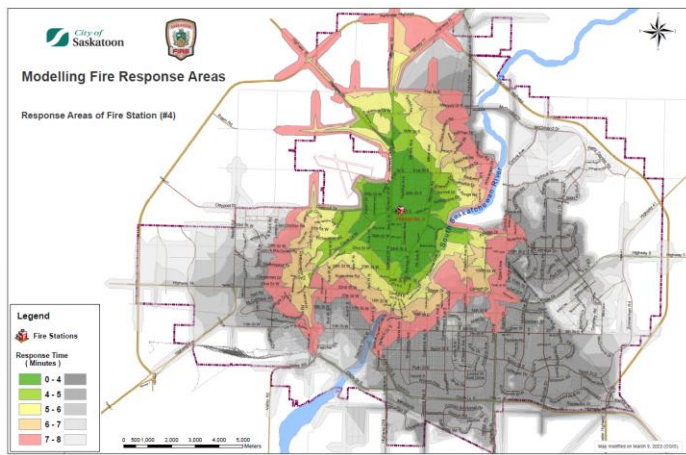
Appendix 2- SFD Fire Districts



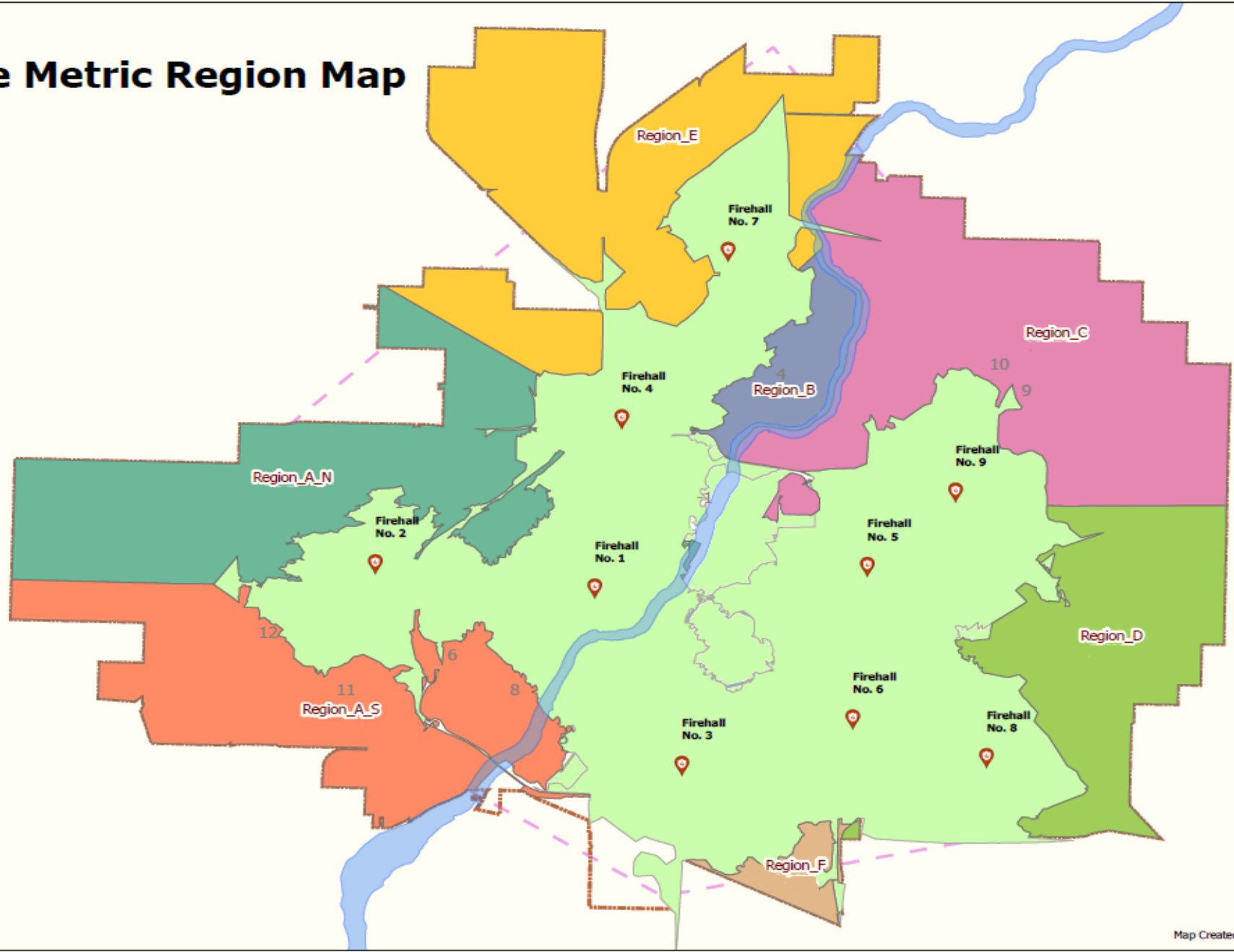
Busy Fire Service

Incidents per 1,000 Residents	2018	2021
Saskatoon Fire Department	53.4	66
*2018 Canadian Fire Services averaged between 26 and 53 incidents/1,000 residents		

Incidents per Station (Average)	2018	2021
Saskatoon Fire Department	1,590	2,050
*2018 Canadian Fire Services averaged in the 1,500 range		



Out-of-Range Metric Region Map



- ORM_Holes
- ORM_Hole
 - Region_A_N
 - Region_A_S
 - Region_B
 - Region_C
 - Region_D
 - Region_E
 - Region_F
 - <all other values>
- Emergency_Facility
- Facility_Type
 - Fire Hall
 - River

Preparing for Growth



The plan is meant to be a living document that is regularly assessed to minimize response time while maximizing citizen and firefighter health and safety.



As the city grows, the Saskatoon Fire Department must reevaluate the distribution and concentration of contributing fixed and mobile resources to ensure a safe and effective response force for fire suppression, emergency medical services, and specialty response.

Next Steps

Strategic Plan
2022 - 2025

Community Risk
Assessment
2023

Master Plan
2024