





# Brighton Raw Land Ownership










## Legend

Brighton Interim Land Exchange Agreement September 2016

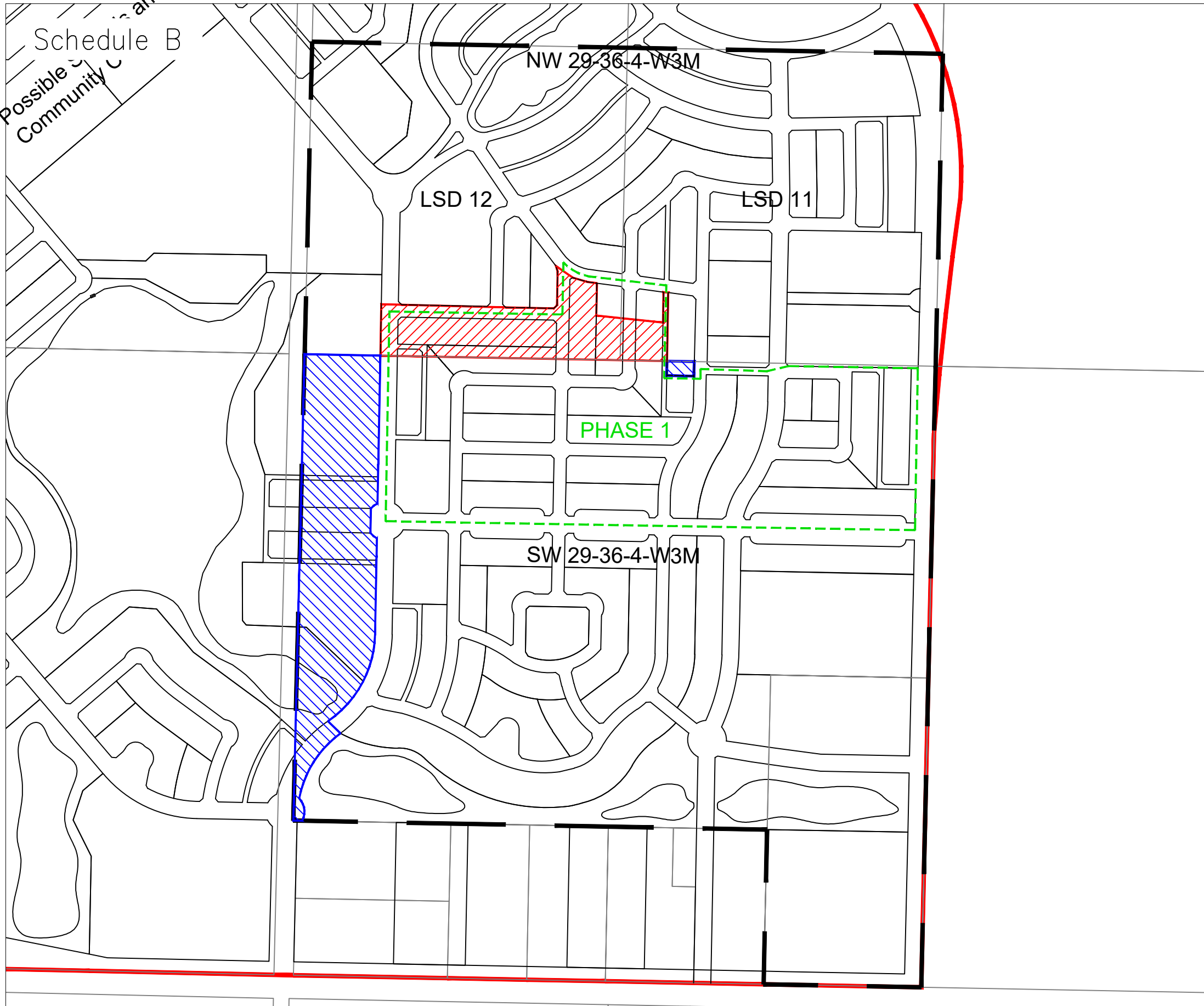
-  Lands previously transferred from Dream to City of Saskatoon  
0.35ha (0.86ac)
-  Lands previously transferred from City of Saskatoon to Dream  
0.35ha (0.86ac)

-  Brighton Neighbourhood Boundary
-  Land Exchange Source Parcels Boundary  
City of Saskatoon and Dream

### Ownership Areas prior to Land Exchange

-  Dream Asset Management Corporation (includes BOMAC)  
207.58ha (512.94ac) 59.17%
-  City of Saskatoon  
52.90ha (130.72ac) 15.08%
-  S&C Wilson Land Holdings Ltd. 29.32ha (72.45ac) 8.36%
-  BDM Enterprises Ltd.  
40.38ha (99.78ac) 11.51%
-  Taylor Bros Concrete Ltd. (101230424 SK Ltd.)  
4.07ha (10.06ac) 1.16%
-  Boychuck, Oslon  
3.95ha (9.76ac) 1.13%
-  General Earthmoving Ltd.  
2.03ha (5.01ac) 0.58%
-  Board of Education Prairie Spirit School Division  
2.02ha (4.99ac) 0.58%
-  Right of Way  
6.70ha (16.55ac), 1.91% and  
Her Majesty the Queen Road Allowance  
1.90ha (4.70ac) 0.54%

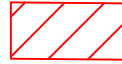
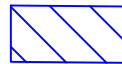



Schedule B  
Possible Community and

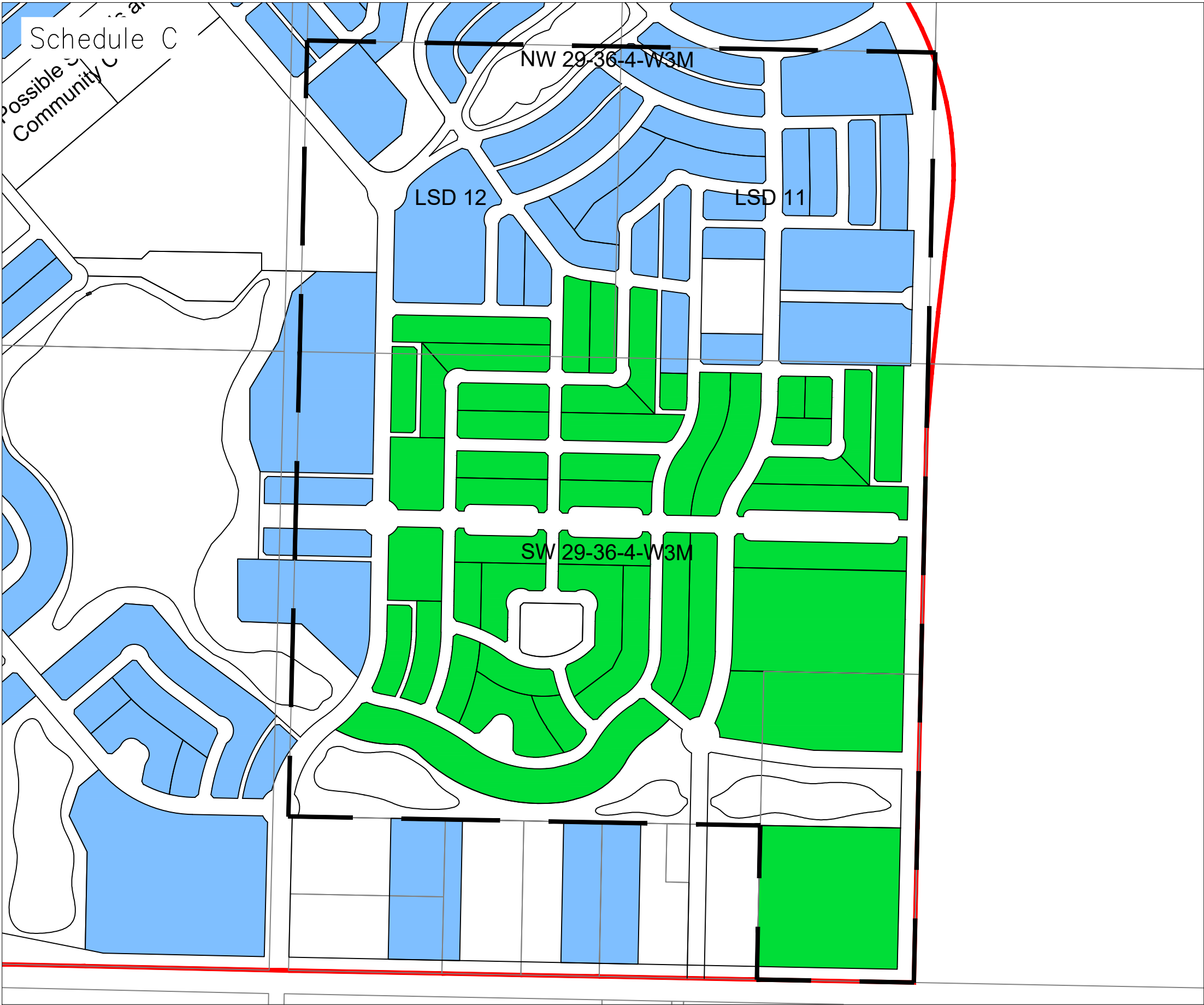


# Brighton City of Saskatoon and Dream Ownership Areas to be Transferred by Land Exchange Agreement

## Legend

### Brighton Land Exchange Agreement

-  Lands Transferred from Dream to City of Saskatoon  
2.53ha (6.25ac) Raw Land
-  Lands Transferred from City of Saskatoon to Dream  
4.82ha (11.91ac) Raw Land
-  Brighton Neighbourhood Boundary
-  Land Exchange Source Parcels Boundary  
City of Saskatoon and Dream
-  Proposed Phase 1 Subdivision Boundary  
City of Saskatoon



# Brighton

## City of Saskatoon and Dream

### Net Land Allocations After Exchange

#### Legend

Total Raw Land Area = 350.85 ha (866.96 ac)  
Total Net Developable Land Area = 202.23 ha (499.72 ac)  
All lands are not shown on Schedule C

- Brighton Neighbourhood Boundary
- Land Exchange Source Parcels Boundary  
City of Saskatoon and Dream

#### Ownership areas after Land Exchange

- Dream Asset Management Corporation (includes BOMAC)  
121.06ha (299.14ac) 59.86% net lands  
All lands are not shown on Schedule C
- City of Saskatoon  
31.26ha (77.24ac) 15.46% net lands